

# CLUB SPECIFICATION DATABASE

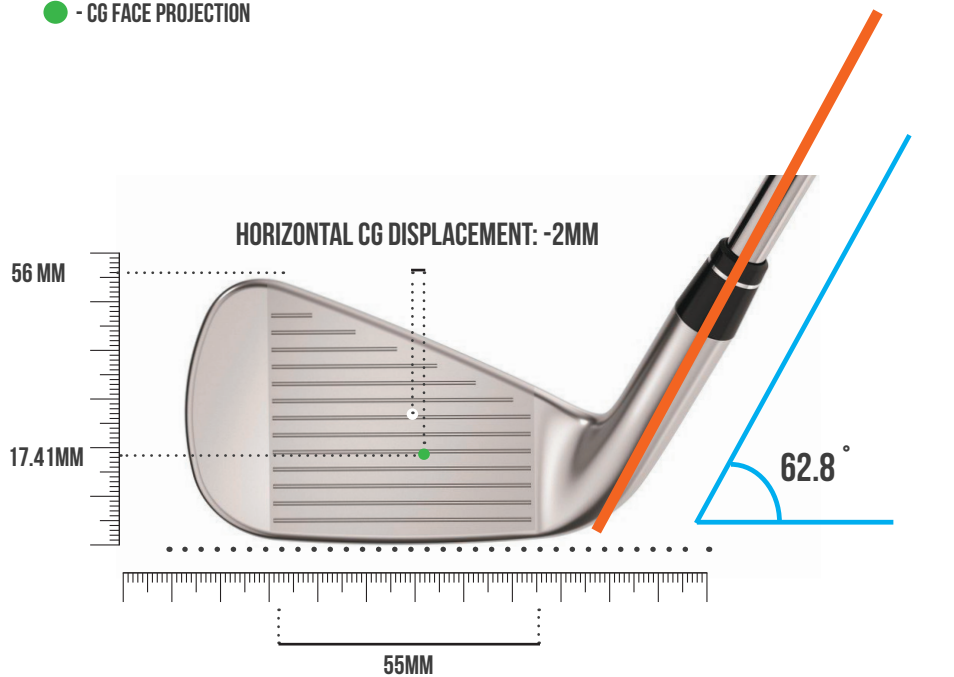


# Callaway

## APEX Pro


### CENTRE OF GRAVITY PROJECTION

- - CENTRE OF GRAVITY
- - GEOMETRIC CENTRE
- - CG FACE PROJECTION

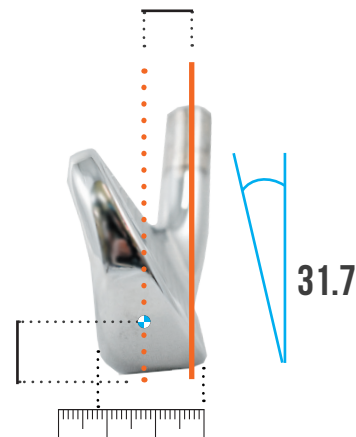


CG HEIGHT 14.12MM

CG DEPTH: 9.90MM



CG DEPTH (Y): 9.90MM



SOLE WIDTH AT CENTRE FACE: 20.0MM

### CENTRE OF GRAVITY MEASUREMENTS

HEAD WEIGHT	268.7 G
CG HEIGHT	14.12MM
CG DEPTH	9.90MM

### CG FACE PROJECTION MEASUREMENTS

HORIZONTAL GC CENTRE OF GRAVITY FACE PROJECTION	-2MM 17.47MM
---	-----------------

### LIE, LOFT, FACE MEASUREMENTS

LIE ANGLE	62.8°
LOFT ANGLE	31.7°
FACE ANGLE	0

# MOI - 2194.2