

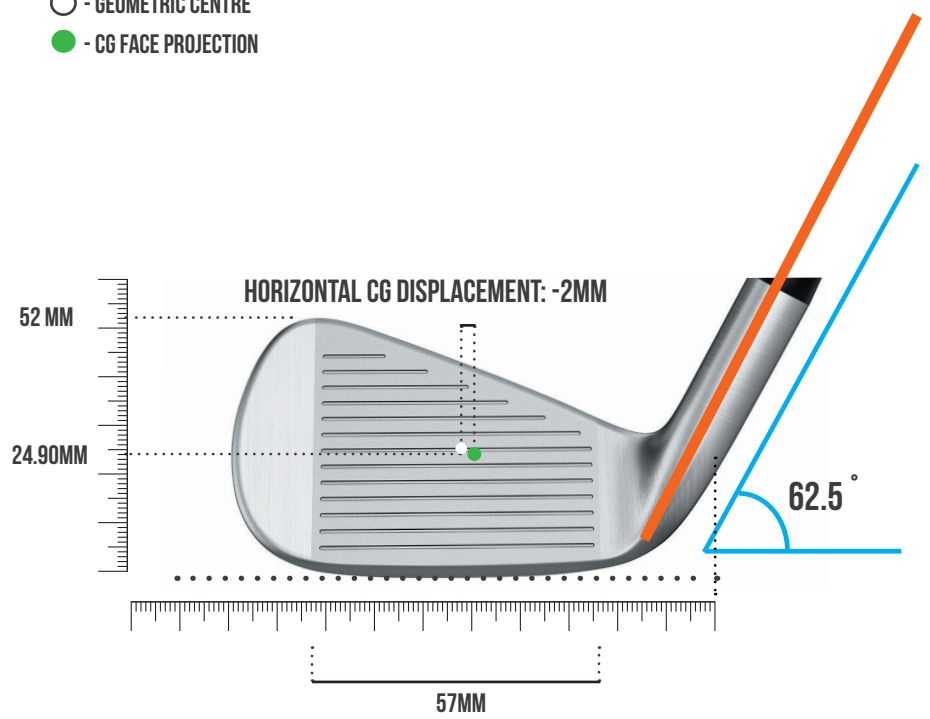
CLUB SPECIFICATION DATABASE



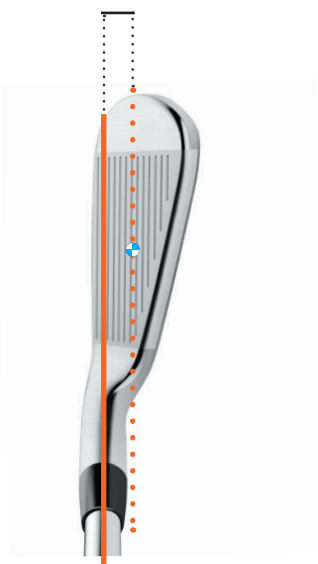
P.770

CENTRE OF GRAVITY PROJECTION

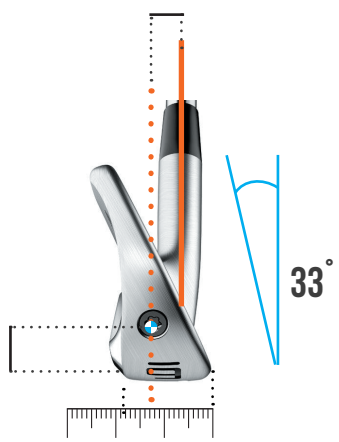
- - CENTRE OF GRAVITY
- GEOMETRIC CENTRE
- - CG FACE PROJECTION



CG DEPTH: 7.80MM



CG DEPTH (Y): 7.80 MM



CG HEIGHT 14.32 MM

SOLE WIDTH AT CENTRE FACE: 18.50MM

CENTRE OF GRAVITY MEASUREMENTS

HEAD WEIGHT	262.1G
CG HEIGHT	14.32MM
CG DEPTH	7.80MM

CG FACE PROJECTION MEASUREMENTS

HORIZONTAL CG CENTRE OF GRAVITY FACE PROJECTION	-2MM
	24.90MM

LIE, LOFT, FACE MEASUREMENTS

LIE ANGLE	62.5°
LOFT ANGLE	33°
FACE ANGLE	0°

MOI - 2099.6