


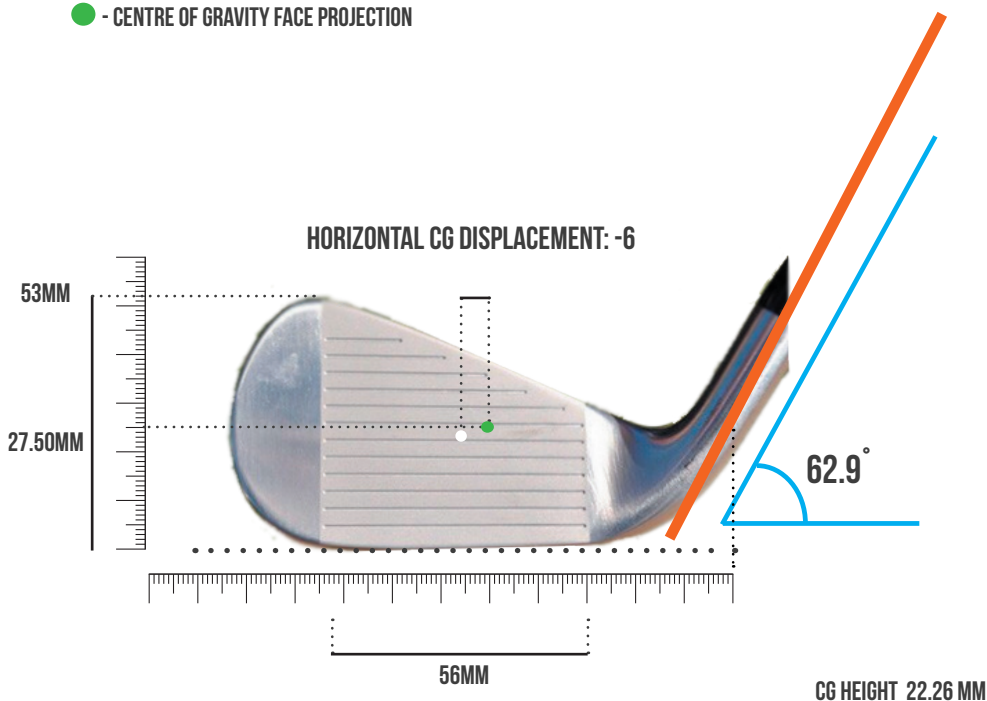
CLUB SPECIFICATION DATABASE




Titleist® 718 AP2

CENTRE OF GRAVITY PROJECTION

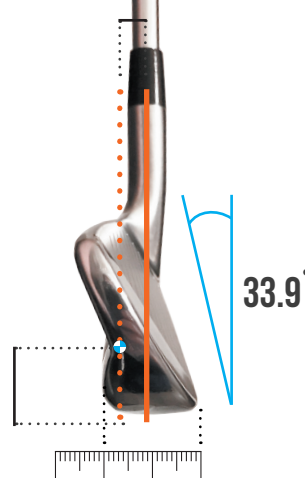
- - CENTRE OF GRAVITY
- - GEOMETRIC CENTRE
- - CENTRE OF GRAVITY FACE PROJECTION



CG DEPTH: 7.80 MM



CG DEPTH (Y): 7.80 MM



SOLE WIDTH: 19MM

CENTRE OF GRAVITY MEASUREMENTS

HEAD WEIGHT	265.2 G
CG HEIGHT	22.26MM
CG DEPTH	7.80MM

CG FACE PROJECTION MEASUREMENTS

HORIZONTAL CG	-6MM
CENTRE OF GRAVITY FACE PROJECTION	27.50 MM

LIE AND LOFT MEASUREMENTS

LIE ANGLE	62.9°
LOFT ANGLE	33.9°

MOI - 2604.2