

# CLUB SPECIFICATION DATABASE

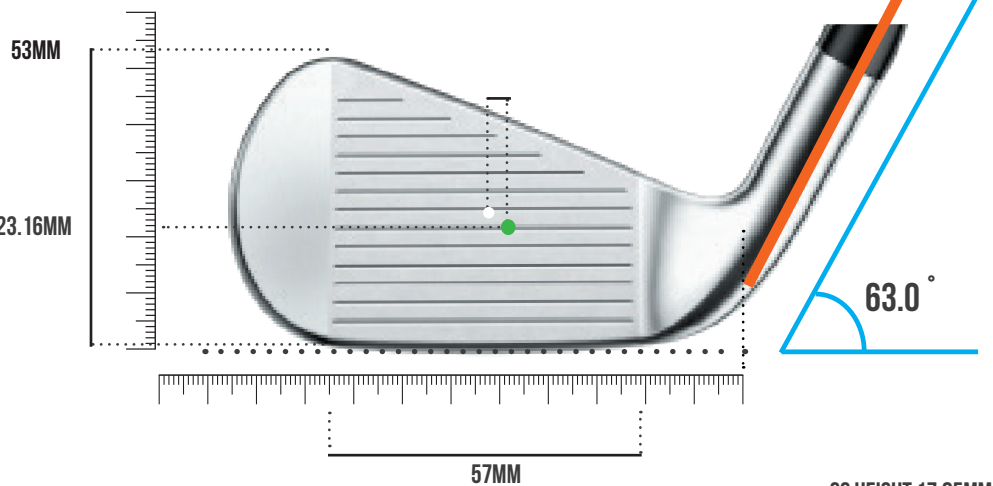


## Titleist® T300


### CENTRE OF GRAVITY PROJECTION

- CENTRE OF GRAVITY
- GEOMETRIC CENTRE
- CG FACE PROJECTION

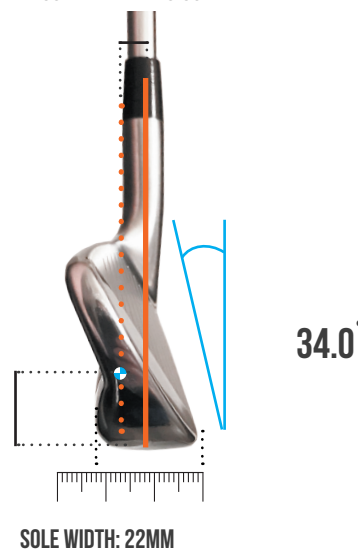
HORIZONTAL CG DISPLACEMENT: -2MM



CG DEPTH: 10.60 MM



CG DEPTH (Y): 10.60MM



### CENTRE OF GRAVITY MEASUREMENTS

HEAD WEIGHT	266.2 G
CG HEIGHT	17.85MM
CG DEPTH	10.60MM

### CG FACE PROJECTION MEASUREMENTS

HORIZONTAL CG CENTRE OF GRAVITY FACE PROJECTION	-2MM
	23.16MM

### LIE, LOFT, FACE MEASUREMENTS

LIE ANGLE	63
LOFT ANGLE	34
FACE ANGLE	0

**MOI - 2757**