


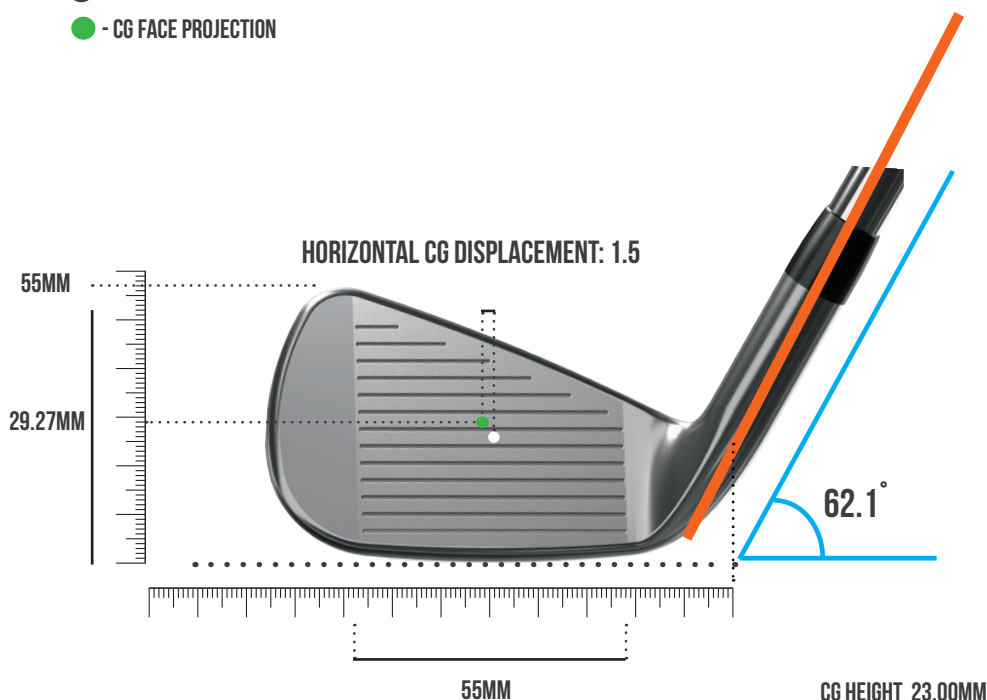
# CLUB SPECIFICATION DATABASE



Gen 6  
0311P

## CENTRE OF GRAVITY PROJECTION

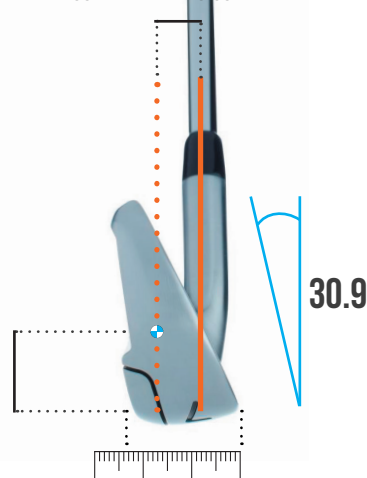
- CENTRE OF GRAVITY
- GEOMETRIC CENTRE
- CG FACE PROJECTION



CG DEPTH: 10.30 MM



CG DEPTH (Y): 10.30MM



## CENTRE OF GRAVITY MEASUREMENTS

HEAD WEIGHT	267.9G
CG HEIGHT	23.00MM
CG DEPTH	10.30MM

## CG FACE PROJECTION MEASUREMENTS

HORIZONTAL CG	1.5 MM
CENTRE OF GRAVITY FACE PROJECTION	29.27MM

## LIE, LOFT, FACE MEASUREMENTS

LIE ANGLE	62.1°
LOFT ANGLE	30.9°
FACE ANGLE	0

MOI - 2573